

Ecology and Economy, with Ease & Comfort.

Toyota offers a new large-capacity forklift based on these three types of ECO. Along with power and maneuverability, this forklift embodies and highlights all the many other features that heavy work demands.

Toyota's new large-capacity forklift is ready to move.

The right choice to meet your needs today.



Ecology

Powerful

LEAVES

Low Emission AdVanced Engine Series

Common-rail direct injection

Rated Horsepower/r.p.m

125kW
/2,300

Rated Torque/r.p.m

550Nm
/1,600





Toyota's new large-capacity forklift is not just powerful, making heavy work fast and effortless, but is also equipped with the low-emission, quiet, common-rail direct injection diesel engines, delivering environment-friendly worksite.

Europe: EEC Stage2 USA: EPA Tier2
Regulation levels cleared



Ease & Comfort

A low-vibration, low-noise, fully floating pillar-less cabin with excellent field of vision and large capacity air conditioner is available as an option, further increasing operator comfort while working. Furthermore, superb features such as power assisted control lever, smooth two-stator torque converter, and electrical switch parking brake, full hydraulic power steering with steering synchronizer help to eliminate stress and reduce operator fatigue.



OPT

Suspension Seat with Damper Deluxe Suspension Seat with Seatbelt / Swivel Seat

When selecting the suspension seat with damper, suspension and reclining functions are added to the standard seat. The deluxe suspension seat with seatbelt is equipped with a body weight adjustment feature to provide extra comfort during operation. The swivel seat makes easy entry and exit possible and enables comfortable operation when traveling in reverse.




Easy cabin entry and exit

Comfortable operation when traveling in reverse
•with optional swivel seat

Full Hydraulic Power Steering with Steering Synchronizer

Knob displacement has been eliminated by using the knob positioning control to automatically align the rear wheel cornering angle and steering.



Key-Lift Interlock

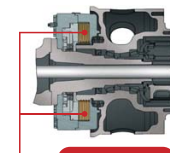
The lift is automatically locked when the engine key is turned off.



Economy

Wet Disc Brake with Dedicated Cooling Circuit

A dedicated oil cooler is used to perform forced cooling to prevent overheating. This highly reliable brake not only provides the operator with peace of mind, but also contributes to greatly reduced brake maintenance costs.



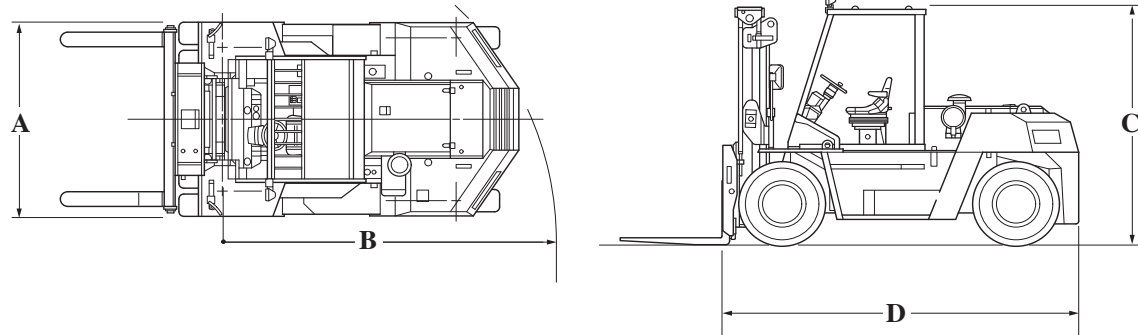
Wet Disc Brake

MAIN SPECIFICATIONS

Model		4FD100	4FD115	4FD120	4FD135	4FDK150	4FDK160
Engine Model		HINO J08E-T	HINO J08E-T	HINO J08E-T	HINO J08E-T	HINO J08E-T	HINO J08E-T
Load Capacity	kg	10,000	11,500	12,000	13,500	15,000	16,000
Load Center	mm	600	600	600	600	600	600
Overall Width	A mm	2,315	2,385	2,385	2,415	2,415	2,485
Turning Radius (Outside)	B mm	4,000	4,000	4,000	4,300	4,300	4,450
Overhead Guard Height (Head Guard / Cabin)	C mm	2,930/2,970	2,945/2,985	2,945/2,985	2,960/3,000	2,960/3,000	2,980/3,020
Length to Fork Face	D mm	4,200	4,270	4,270	4,590	4,620	4,700

ENGINE SPECIFICATIONS

Engine Model		HINO J08E-T
Piston Displacement	CC	7,684
Rated Horsepower/r.p.m	kW	125 / 2,300
	JIS ps	170 / 2,300
Rated Torque/r.p.m	Nm	550 / 1,600
	JIS kgfm	56 / 1,600



The data in this brochure is determined based on our standard testing condition.
 The performance may vary depending on the actual specification and condition of the vehicle as well as the condition of the operating area.
 Availability and specifications are determined by market and are subject to change without notice.
 Due to photography and printing, the color of actual vehicle may vary from this brochure. Some photos have been computer-enhanced.
 Please consult your Toyota representative for details.